









# ORSEN SWIVEL OFFICE CHAIR

## CARE INSTRUCTIONS

- Please keep the original packaging until the item is fully assembled and in place.
- In the unlikely event that you need to return your product, it must be returned in its original packaging to avoid further damage.
- Carefully check that you have all the components prior to assembly.
- Unpack and assemble this furniture on a clean, flat, protective surface in the room it will be used.
- We recommend that the packaging is used to protect the surfaces during assembly.
- It may be necessary to tighten any fittings from time to time depending on use, this is normal with flat pack furniture.
- Save all packing material until assembly is complete to avoid accidentally discarding smaller parts or hardware.
- Please keep these instructions safe in case you wish to look at in the future.

A		1	B		1	C		1
D		1	E		1	F		5
G		4	H		1			

