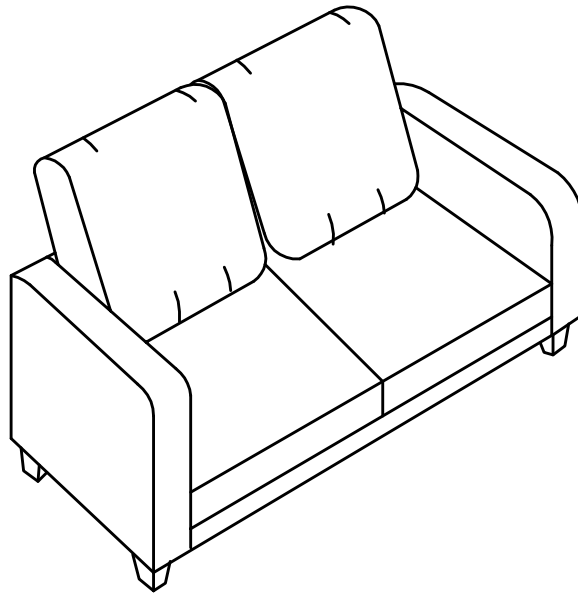


# SOFA IN A BOX

## ASSEMBLY INSTRUCTIONS



### IMPORTANT

**PLEASE READ BEFORE YOU CONTINUE FURTHER**

**PLEASE KEEP THE ORIGINAL PACKAGING UNTIL THE ITEM IS FULLY ASSEMBLED AND IN PLACE. IN THE UNLIKELY EVENT THAT YOU NEED TO RETURN YOUR PRODUCT, IT MUST BE RETURNED IN ITS ORIGINAL PACKAGING TO AVOID FURTHER DAMAGE. FAILURE TO COMPLY TO THESE PROCEDURES, NO RETURN'S WILL BE ACCEPTED .**

**THE PRODUCT YOU HAVE PURCHASED WILL GIVE YOU MANY YEARS OF SERVICE IF YOU FOLLOW THE GUIDELINES FOR ITS SAFE ASSEMBLY AND PERIODIC MAINTENANCE AND CLEANING.**

**DO NOT USE ANY TOOLS OTHER THAN THOSE SHOWN.**

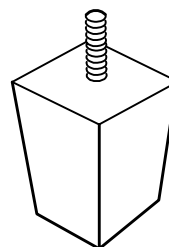
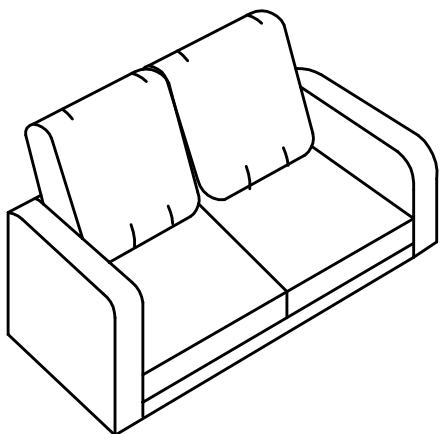
**ANY SPANNERS OR ALLEN KEYS REQUIRED ARE INCLUDED WITH THE FITTINGS KIT.**

**DO NOT FOR ANY REASON USE A POWER TOOL TO ASSEMBLY THIS PRODUCT .ITS USE WILL INVALIDATE ANY CLAIM YOU MAY HAVE AND COULD MAKE THIS PRODUCT UNSAFE.**

**DEPENDING ON THE AMOUNT OF USE THIS PRODUCT RECEIVES IT MAY BE NECESSARY TO TIGHTEN UP THE FIXINGS FROM TIME TO TIME.THIS IS COMPLETELY NORMAL FOR ANY FLAT PACK FURNITURE.DO NOT OVERTIGHTEN FIXINGS.**

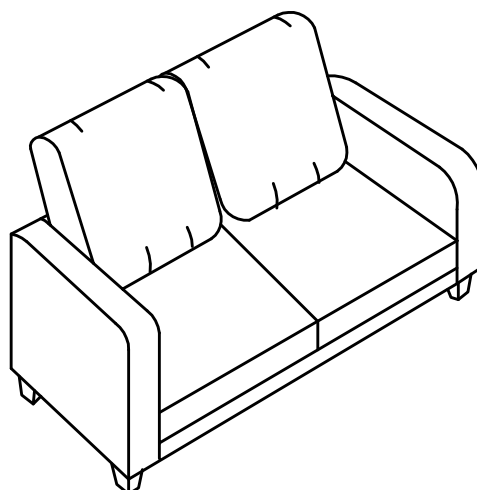
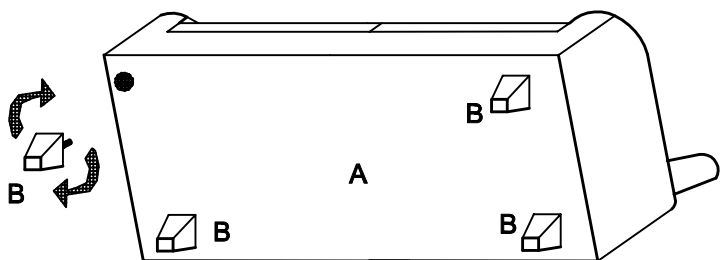
**FOR CLEANING YOU MAY USE A DAMP CLOTH (NOT WET) OR DRY DUSTER.**

**PARTS LIST**



A	SOFA	1 PC
---	------	------

B	WOODEN LEG	4 PCS
---	------------	-------



**COMPLETED ASSEMBLY**

**PLEASE CHECK THAT YOU HAVE ALL THE PARTS LISTED BEFORE YOU START ASSEMBLING. IF YOU DO FIND THAT SOMETHING IS MISSING, DO NOT CONTINUE ASSEMBLY. PLEASE CONTACT YOUR SUPPLIER IMMEDIATELY.**

**If the room you plan to use your new chair in has LAMINATE or WOOD flooring, we highly recommend you purchase some anti skid pads to fit to the underside of the feet on the chair. These are not supplied within this product. This will prevent movement of the product and prevent damaging the flooring. These are available from all GOOD HARDWARE STORES.**

**USE OF POWER TOOLS TO ASSEMBLE THIS PRODUCT WILL INVALIDATE ANY CLAIM AND MAY DAMAGE THIS PRODUCT MAKING IT UNSAFE**

